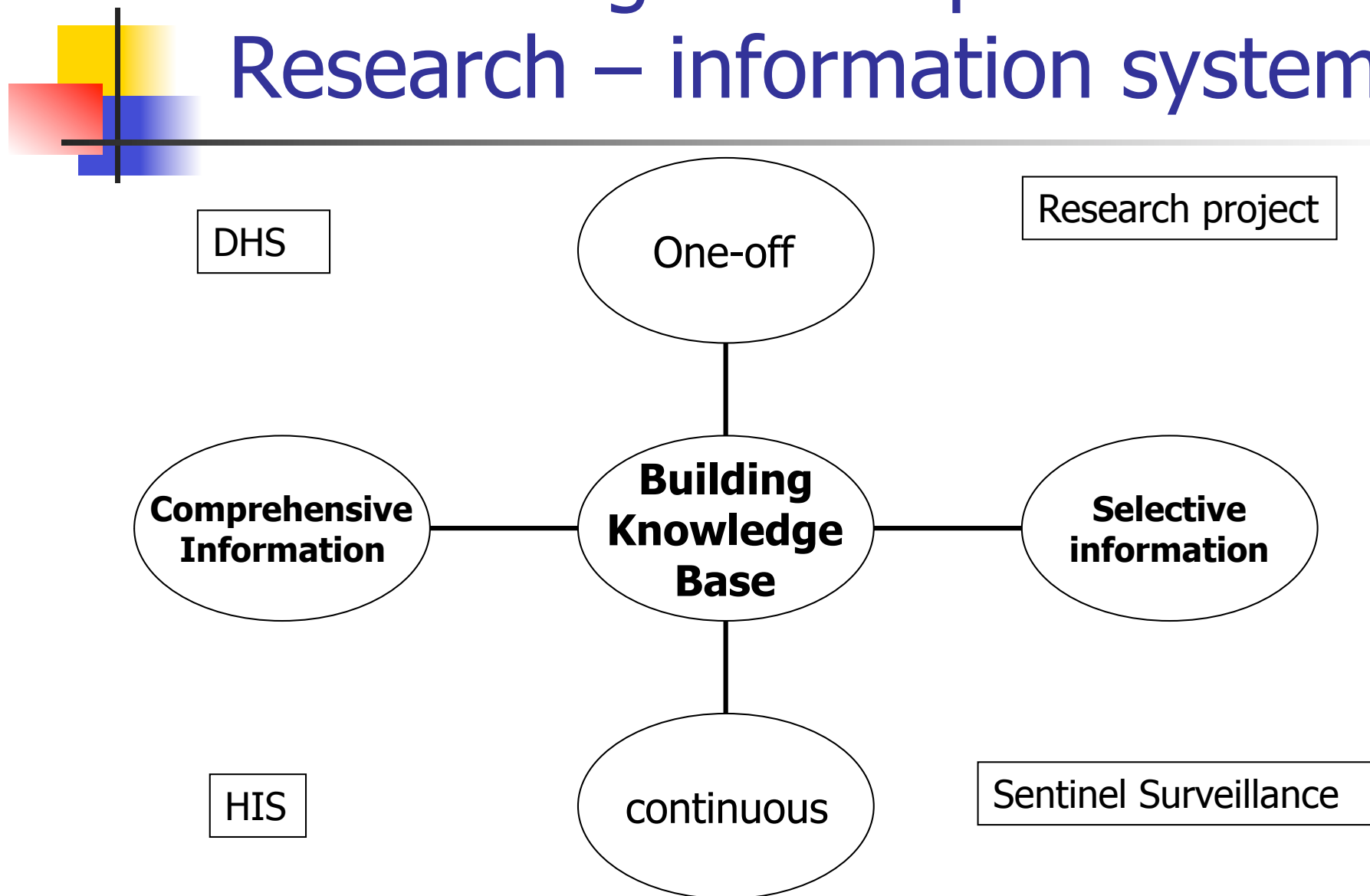


A decorative graphic on the left side of the slide consisting of overlapping colored squares (blue, red, yellow) and a black crosshair.

Community Based Action Research informing Practice and Policy

Jaap Koot, MD MBA
Public Health Consultants Amsterdam

Broadening the scope Research – information systems



A decorative graphic consisting of overlapping yellow, red, and blue squares with a black crosshair.

Community-based?

- Community-placed
 - Study located in community
- Community-based = CBPR

Community Based Participatory Research

- Community-shared
 - Health programmes working mainly with community extension workers
- Community-owned
 - Design, collection and analysis by community

A decorative graphic on the left side of the slide consists of a vertical black line and a horizontal black line intersecting. The vertical line passes through a yellow square above a red square, and the horizontal line passes through a blue square to the right of the red square.

Types of research/data collection

- Discovery
 - Identifying new issues
- Innovation
 - Identifying new solutions
- Implementation
 - Improving methods
- Equity
 - Disadvantaged groups problems/access/solutions
- Accountability
 - Achievements vs. plan

Who determines research agenda? What are the interests?

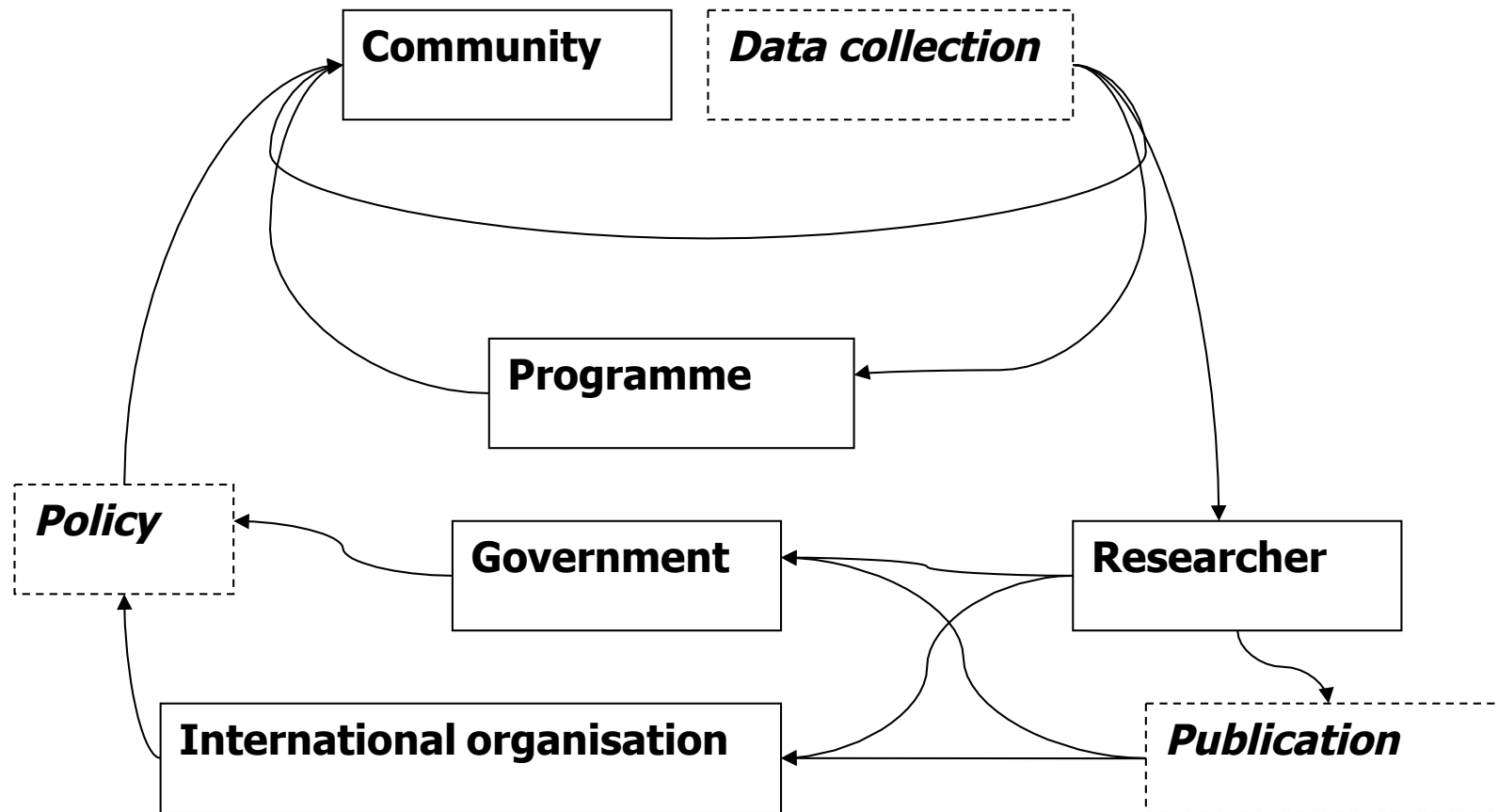
- Policy makers
 - International organisations (31%)Gonzales-block (WHO)
 - Disease control, management, access
 - Governments (24%, but less in LDCs)
 - Financing, cost-effectiveness
- Research institutions (34%)
 - Community, equity
- Beneficiaries
 - Local organisations (NGOs, CBOs)

A decorative graphic on the left side of the slide consists of a vertical black line and a horizontal black line intersecting. To the left of the vertical line, there are three overlapping squares: a yellow one at the top, a red one in the middle, and a blue one at the bottom. The horizontal line extends across the width of the slide, positioned below the main title.

Preference for information generated

- International organisations and governments
 - Large scale data collection
 - Quantitative data
- Communities
 - Qualitative information
- Research institutions
 - As required by commissioning party

Feed-back loops longer and longer



A decorative graphic consisting of overlapping yellow, red, and blue squares with a black crosshair.

Other issues

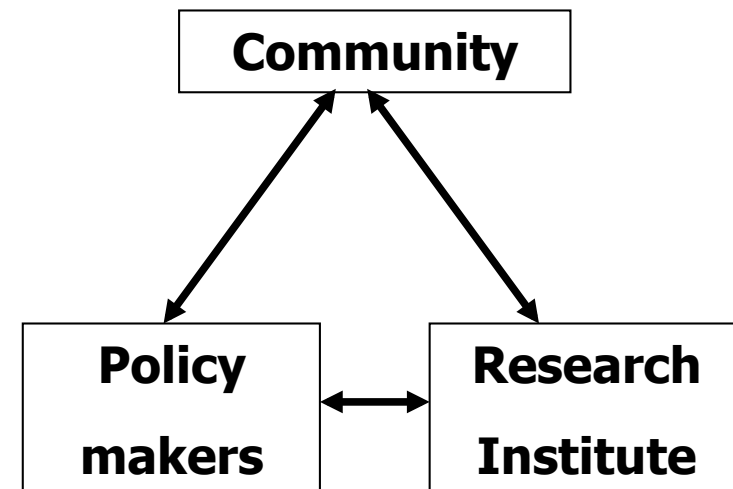
- Medical technical concepts do not fit with community concepts
 - Relevance of research questions
 - Relevance of messages from research
- Continuity
 - Donor dependency
 - Dissemination limited



Community Participation

- Research question
- Design
- Implementation
- Analysis
- Policy recommendations
- Dissemination


Tripartite communication



A decorative graphic consisting of overlapping colored squares (yellow, red, blue) and a black crosshair.

DART Principles

- **D**ecentralised
 - Who collects analyses
- **A**ction-oriented
 - Relation data-action
- **R**esponsive
 - Adjust to needs community
- **T**ransparent
 - Communication process



A decorative graphic on the left side of the slide consists of overlapping yellow, red, and blue squares with a black crosshair.

Concepts of monitoring

■ SMART

- Specific
- Measurable
- Acceptable
- Realistic
- Time bound

■ SPICED

- Subjective
- Participative
- Interpretable
- Cross-checked
- Empowering
- Diversified and Disaggregated information

A decorative graphic on the left side of the slide, consisting of overlapping yellow, red, and blue squares with a black crosshair.

Small scale – big effect

- Dissemination
 - Use the www for publications
 - Copy “left”
- Exchange
 - Exchange between communities
 - Conferences and bilateral contacts
- Networking
 - International formulation of research agenda and core information systems
 - Aggregation of small-scale research findings